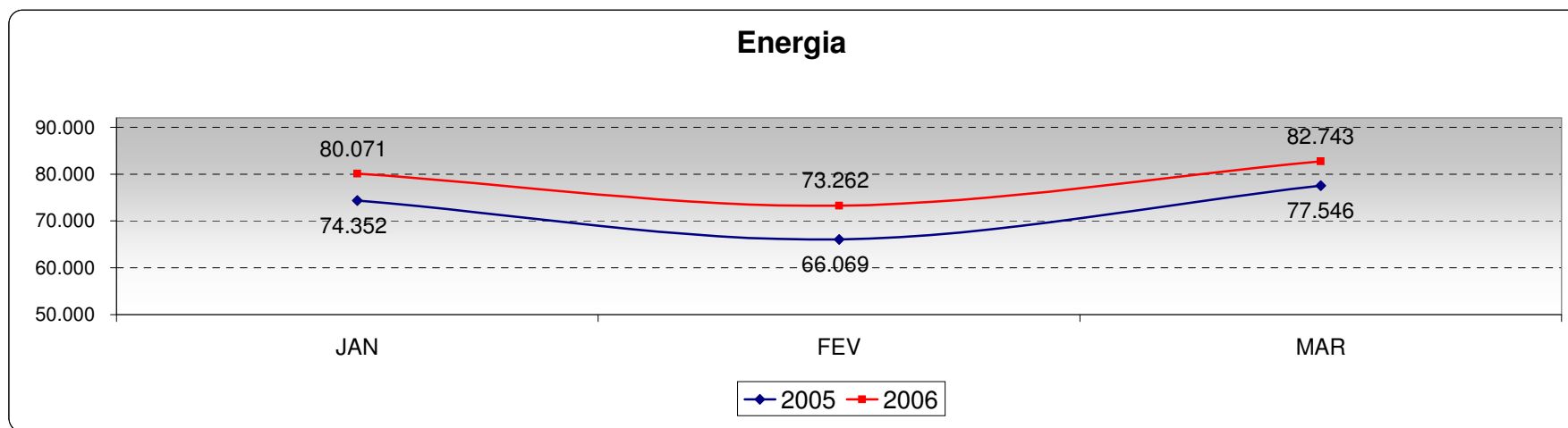
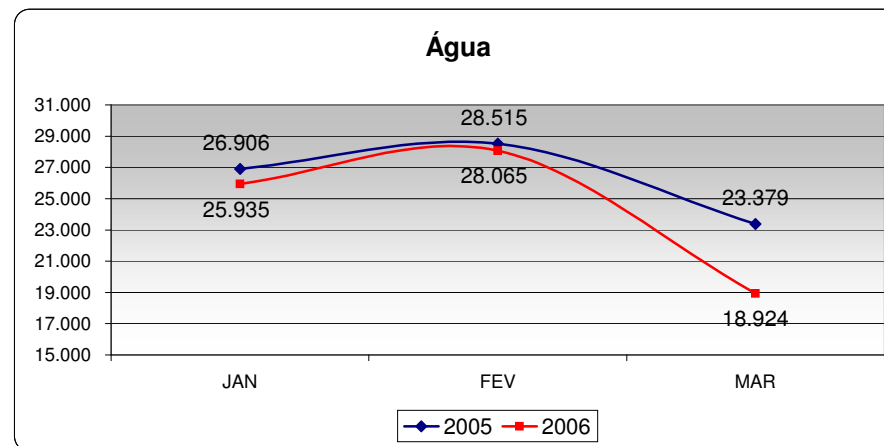
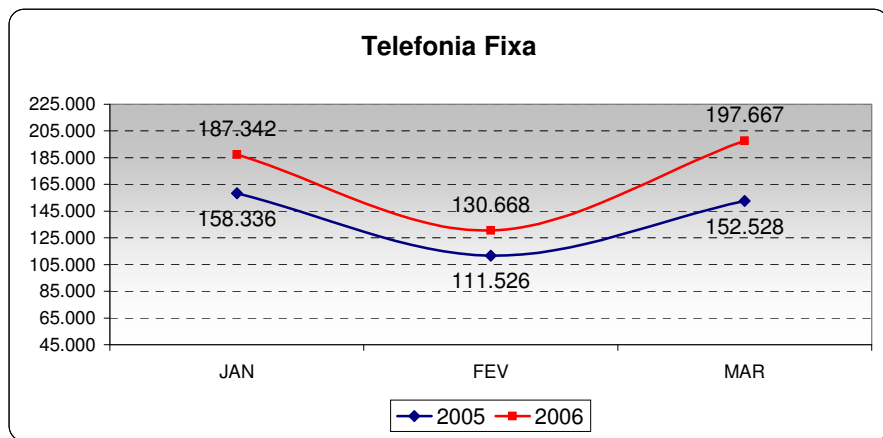


EVOLUÇÃO DOS GASTOS COM UTILIDADE PÚBLICA - VALORES LIQUIDADADOS

em R\$

	2005				2006				△% 2005/2006
	JAN	FEV	MAR	TOTAL	JAN	FEV	MAR	TOTAL	
TELEFONIA FIXA	158.336	111.526	152.528	422.390	187.342	130.668	197.667	515.677	22%
ENERGIA ELETRICA	74.352	66.069	77.546	217.967	80.071	73.262	82.743	236.076	8%
AGUA E ESGOTOS	26.906	28.515	23.379	78.799	25.935	28.065	18.924	72.924	-7%
OUTROS SERV. (gás, celular)	3.897	4.330	3.442	11.669	3.859	3.050	4.651	11.560	-1%
TOTAL	263.492	210.440	256.894	730.826	297.207	235.045	303.985	836.237	14%



* valores ajustados pelo regime da competência